


Erasmus+

Project Nr 2019-1-PL01-KA201-0655421

"Effective strategies in reading education of students"



„The fox and the crow” –interactive story

Author: Diāna Ločmele

Riga Lithuanian Secondary school

The Competition Regulations presented in this document are covered by [a free Creative Commons license - Attribution - On the same terms \(CC BY 4.0\)](https://creativecommons.org/licenses/by/4.0/)




Acquisition of literacy is one of the most important preconditions for the education and development of students, which is mainly developed in most subjects, with an emphasis on language subjects. Today's student can clearly be a book reader and a supporter of technology. They can complement each other successfully. You can address students, provide information about the latest, invite to read not only in person, but also in the virtual world. My suggestion is to combine reading books or stories with interactive assignments and videos found online.

In 2nd grade, in English, one of the stories to be read is a fable about a crow and a fox. On the positive side, most students have also read this story in Latvian. Before reading the story, there are introductory questions: what is a fable? What are the heroes of the fable? What animals and objects can be seen? Students then read the fable and listen to the audio recording of the fable.

Students also have the opportunity to watch an animated version of the story on Youtube: <https://www.youtube.com/watch?v=HwJDpL70c7M>

1 BEFORE YOU READ Look at the pictures.
Which characters are in the fable?

2 Listen and read. 

THE FOX AND THE BIRD

One day a bird is flying in the sky. The bird flies over a farm. It can see cows. They're black and white. The bird flies over a garden. It can see carrots.

'I don't like carrots,' says the bird.

Then the bird flies over a park. Suddenly the bird sees a big piece of cheese.

'I like cheese,' says the bird.

It takes the cheese and flies to a tall tree.

Then a fox walks through the forest. The fox is hungry. It sees the bird in the tall tree. It sees the cheese in the bird's beak.

After reading, listening to and watching the story, students are given worksheets, or, in the case of tasks, in the form of interactive worksheets. The site www.liveworksheets.com may be useful here

The worksheet has 2 tasks, plus an additional task for students who have completed the work faster.

1 REMEMBER THE FABLE Read and tick ✓ or cross x.


1 The cows are brown.

2 The bird can see strawberries.


3 The tree is tall.

4 The fox is hungry.

5 The bird can sing.



2 Circle and write the things in the fable.



| animals | food | body |
|---------|------|------|
| fox | | |
| | | |
| | | |

Finished? Draw and write the name of your favourite character in the fable.

The last part of the lesson is devoted to group work, students are divided into groups or pairs, they are given time to prepare and they play a fable in front of the class. Less confident students play a fable with each other. While the students are preparing, they listen to the audio of the fable again so that it is easy to prepare for their role.

Basic skills: cultural understanding and expression. Inventing actions for a story, play or poem allows students to express their ideas through drama. Encourages students to think about how the characters feel, what the characters do and how the characters react to the events of the story. This is one way to promote literacy in students.